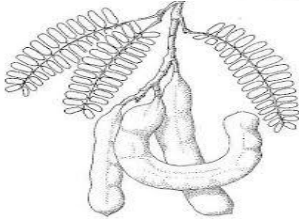












DAV PUBLIC SCHOOL, IFFCO, PARADEEP

SUMMER HOLIDAY HOMEWORK 2022-23

STD-UKG

	SUBJECT	HOME WORK
1.	ENGLISH	<ul style="list-style-type: none">• Write 'A' to 'Z' and 'a' to 'z' in your English notebook.• Draw /paste the pictures of any 5 'a' vowel CVC(consonant-vowel-consonant) words and write their names in the Scrapbook.• Write 2 rhyming words for each in your English notebook : map ,lad, ran, mat and bag.• Write and practice your name (10 times) in English note book. Write how many vowels and consonants are there in your name.• Complete the given English Worksheet .
2.	HINDI	<p>1- अ स्वर से लेकर अः तक स्वर वाले अक्षर लिखिए।</p> <p>2- नीचे(ओखली,गमला,अंगूर, इमली ,आम) के चित्र को देख कर व्यंजन वाले चित्र में रंग लाल रंग भरिए--</p> <div></div> <p>3- स्वर और व्यंजन वाले अक्षर से चित्रों से मिलान करके अलग-अलग रंग भरिए-</p> <p>मिलान करो और चित्र में रंग भरो</p> <div></div> <div>क उ ऊ इ आ ओ अ</div>

3.	ODIA	<p>ଅଁ ରୁ 'ର' ଦୁଇ ଥର ଲେଖ ଓ ଶବ୍ଦ ସବୁ ମନେରଖ।</p> <p>ଅଁ ରୁ 'ର' ଲେଖି ଚିତ୍ର ଲଗାଅ।</p>
4.	MATHS	<ul style="list-style-type: none"> • Paste the pictures to differentiate 'big and small', 'tall and short', 'more and less' in your scrap book. • Write numbers from 1 to 10 in your Math note book. • Complete the given MATHS Worksheet .
5.	SCIENCE	<ul style="list-style-type: none"> • Draw/paste the pictures of any 5 body parts and write their names in your scrapbook. • Complete the given EVS Worksheet .
6.	ART	Draw and colour a 'honeybee' & any fruit (mango/grapes/apple/orange/watermelon) in your plain drawing copy.
7.	MUSIC	Practice the song "Nani Teri Morni Ko Mor Le Gaye" Learn the <u>GAYATRI MANTRA</u>

LEARN (CONVERSATION) :

1. What is the name of your school?

Ans. The name of my school is DAV Public School.

2 . Who is the Principal of your school?

Ans. Mr. Balaram Mahapatra is our Principal.

3 . How old are you?

Ans . I am _____ years old.

4. In which class do you study?

Ans . I study in UKG.

5. Who is the Prime Minister of India?

Ans . Mr. Narendra Damodarda Modi is the Prime Minister of India.

6. What is the name of our country?

Ans. The name of our country is India.

7. What is the name of the capital of India?

Ans .The capital of India is New Delhi .

8. Who is known as the "Father of Nation"?

Ans. Mahatma Gandhi is known as the "Father of Nation".

9. What is the National Language of India ?

Ans. Hindi is the National Language of India.

10. What is the name of our state?

Ans. The name of our state is Odisha.

11. What is the capital of Odisha?

Ans. The capital of Odisha is Bhubaneswar.

12. What is the regional language of Odisha?

Ans. “Odia” is the regional language of Odisha.

13. What is the National fruit of India?

Ans. Mango is the National fruit of India.

14. What is the National flower of India?

Ans. Lotus is the National flower of India.

15. What is the National animal of India?

Ans. Tiger is the National animal of India.

LEARN THE FOLLOWING :

Rhymes –1. My Family 2. Body parts

N.B. Prepare the video clip of Conversation and Rhymes.

Request to the Parents

- Spend minimum 1 hour with your ward daily.
- Allow your child to spend time with their grandparents if they are staying with you.
- Encourage your child to watch English news channel, National Geographic Channel and Discovery Channel every day (minimum 30 minutes).
- Teach your ward to use computer or laptop if available at home.



*****HAPPY HOLIDAYS*****

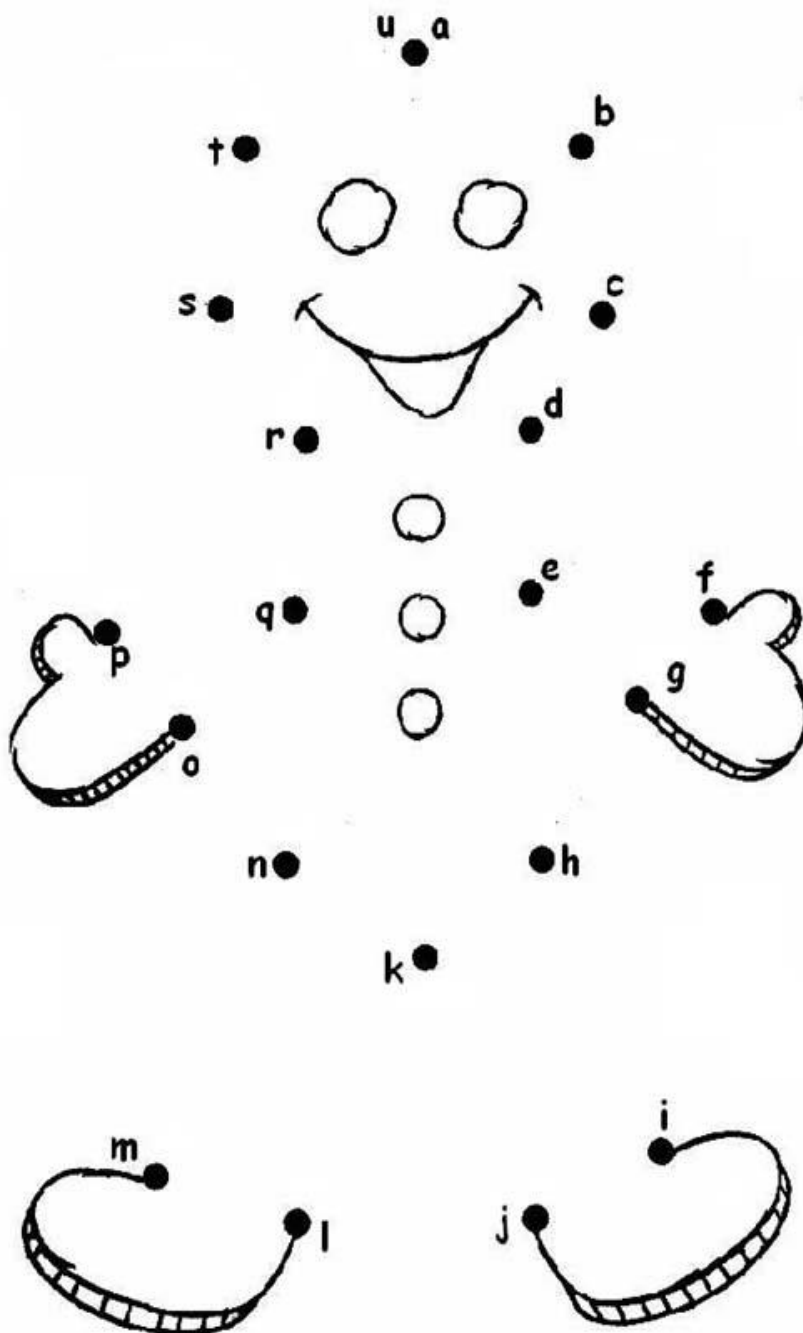
DAV PUBLIC SCHOOL, IFFCO, PARADEEP
HOLIDAY HOME WORK (Olympiad Based)

STD-UKG

SUB- ENGLISH

ROLL:- _____ NAME:- _____

1. Connect the dots from a to z to find the picture and colour it.



*****HAPPY HOLIDAYS*****



DAV PUBLIC SCHOOL, IFFCO, PARADEEP
HOLIDAY HOME WORK (Olympiad Based)

STD-UKG

SUB- MATHS


ROLL:- _____ NAME:- _____

1. Colour the fruit on the left yellow..

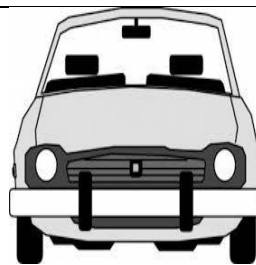


2. Top , bottom and front , back.

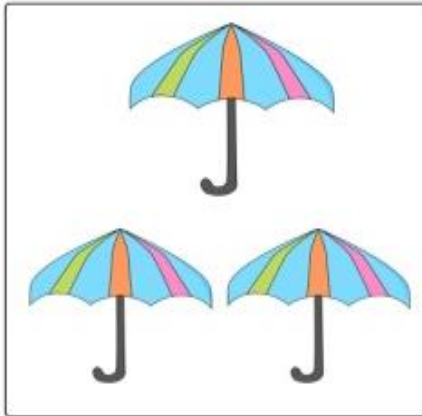
a) Circle the bottom picture and cross (x) the top picture.



b) Tick the front and cross(x) the back.



3.Count the number of images in each box and colour the correct number.




4 9 3



7 8 9



3 4 5



8 7 12

*****HAPPY HOLIDAYS*****

DAV PUBLIC SCHOOL, IFFCO, PARADEEP
HOLIDAY HOME WORK (Olympiad Based)

STD-UKG

SUB- EVS

ROLL:- _____ NAME:- _____

1. Tick the correct option.

A. We have one/ two legs.




B. We write with our hands/ legs.



C. Our eyes are on hand/ face.



D. We smell with our nose/ ears.



E. We walk with our legs/ hands.



2. Draw the picture of a human face and label it.

*****HAPPY HOLIDAYS*****

